



## JANUARY 2020 NEWSLETTER

### President's Corner



Happy New Year to All!

We finished the Bayside Quilt Guild meetings for 2019 with another lovely luncheon at the Talbot Country Club, coordinated by Debbie Brobst, with Debbie and Brooke providing live and original entertainment! Many thanks to all who participated in this festive event.

My personal quilting goal for 2019 was to finish some of the UFO's that were piling up as I responded to the allure of new ideas and projects, and I did reduce the pile, but could not avoid an enticing new pattern or idea. Going into the new year I will continue this process but now with more of an effort to slow down and enjoy the process, whether it's attempting applique, more free motion quilting, learning a new technique or attempting to decipher a pattern. This might even include some hand-sewing, and take time to enjoy the process. Earlier this week I was waiting in an office as the staff was navigating through new medical software and apologizing for the wait, and this gave me time to read this displayed quote: *"Attitude is more important than facts. It is more important than the past, than education, money, circumstances, than failures and success, than what other people think, say, or do. It is more important than appearance, ability, or skill. It will make or break a business, a home, a friendship, an organization. The remarkable thing is I have a choice every day of what my attitude will be. I cannot change my past. I cannot change the actions of others. I cannot change the inevitable. The only thing I can change is attitude. Life is ten percent what happens to me and ninety percent how I react to it."* -Charles R. Swindoll

My first thought was that this outlook provides a great frame of mind to start a day, and it is also a great way to start the new year. Quilting is just one aspect of my life, but it could certainly apply here. So is there any reason to hurry and finish a quilt, or shall I accept that this is an opportunity to develop a skill and that it takes time to do that? I think I will work on accepting the constraints of time and focus on acquiring or refining a technique and accept that the project will be finished when it's done. Thank you to Alice for running January's meeting.

Best wishes to all for a healthy and happy 2020!

*Liz*

#### IN THIS ISSUE

Bayside Workshops	5-7, 18
Bee Buzz	4
Calendar	2
Minutes	3
Officers & Advisory Group	2
Upcoming Events/Shows	12-13
Workshop/Class Coupon	17

**Monthly Meeting**  
**Colette Metcalf**  
**"A Quilter's Journey"**  
**January 8, 9:30AM**



**Bayside Quilters of the Eastern Shore, Inc.**  
**PO Box 2672, 116 East Dover Street**  
**Easton, MD 21601**  
 baysidequilters@gmail.com  
 www.baysidequilters.com

## 2019-2020 Officers

**President:** Liz Orsini  
**Vice-President:** Alice Kish  
**Secretary:** Jan Bohn  
**Treasurer:** Kitty Reiser  
**Programs:** Lou Diefenderfer  
**Outreach:** Chris Dorset  
**Education and Preservation:** Jo Verne

## Advisory Group

**Beekeeper:** Anne Kelly  
**Class Registration:** Suze Segal, Elaine Masso  
**Directory Editor:** Sharon Miller  
**Historian:** Gloria Gibson  
**Membership:** Sharon Perry  
**Newsletter:** Sharon Miller  
**Room Coordinator:** Alice Kish  
**Property Manager:** Jackie Granger  
**Publicity:** Margaret Roberts  
**OC Retreat:** Jan Bohn, Carol Clarke  
**Sunshine Chair:** Ann Bishop  
**4-H Liaison:** Lou Diefenderfer  
**Web Site Administrator:** Monica Agapaloglou  
**Facebook Facilitator:** Kay Butler

**Membership Meeting**  
**2<sup>nd</sup> Wednesday of the Month, 9AM**  
**Easton Fire House, Easton, MD**

## Table Talk

Our speaker this month, our own Colette, will also have her Colette jelly rolls and other precuts for sale at both the meeting and her class

the next day.

Marti Chamberlain will be selling raffle tickets on another beautiful quilt. Bring all your fun money for these two opportunities!

The free table will be full to start the year right with that purge you've been planning.

Happy New Year! Enjoy the snow days of sewing.

*Alice Kish*

## CALENDAR OF EVENTS

- Jan 8 **Guest Lecture, 9:30AM, Colette Metcalf, "A Quilter's Journey"**
- Jan 9 **Workshop, Thursday, 9:30AM-4PM, Colette Metcalf, "Rick Rack Quilt"**
- Feb 12 **Outreach Sew In**
- Feb 13 **Workshop, Thursday, 9:30AM-4PM, Alice Kish, "Soul Searching a la Kathy Doughty"**
- March 11 **Guest Lecture, 9:30AM, Bonnie Dwyer, "A Century + of American Quilts"**
- March 12 **Workshop, Thursday, 9:30AM-4PM, Bonnie Dwyer, "Pickup Stix"**

*\*All events are at the Easton Firehouse unless otherwise mentioned.*

# BAYSIDE QUILT GUILD

December 11, 2019

The luncheon meeting was called to order by President Liz Orsini at noon.

Brooke Christensen gave a blessing which included Cultivating Mental Health through Spiritual Practices.

Door prizes were awarded to each table (the one who had the short string!).

A delicious buffet was served and we all ate heartily.

A THANK YOU was given to Debbie Brobst for organizing our holiday luncheon and to the Talbot Country Club staff for a delicious lunch.

The November minutes were approved.

The Quilt Show review will be in the next newsletter.

Alice Kish will take over the next meeting as Liz will be out of town.

Kitty Reiser will be our new Treasurer; Chris Dorset will be her backup.

Fayette Engstrom is starting to facilitate a ride sharing program for those who would like it. Please contact Fayette (fayette.engstrom@gmail.com).

Gloria Gibson has St. Michaels Christmas ornaments for sale – please see her.

Anita Brayton reminded us of the soup cozy challenge for the Empty Bowls in February. Please turn in your cozies at the January meeting.

Alice Kish showed us the sample for her February Class – Soul Searching a la Kathy Dougherty.

Gloria Edmiston won the prize for guessing closest to the number of yo-yo's in the wreath – 351!

Many more door prizes were awarded by raffle numbers.

We all sang 'On the 1<sup>st</sup> day of Christmas' in a quilting version. Carnegie Hall here we come!

Christmas Show and Tell was full of inspiration for next year.

Last thanks were given to Debbie Brobst for organizing such a lovely lunch.

The meeting/luncheon was adjourned at 1:25pm

Best wishes for a Merry Christmas, Happy Hanukah and a wonderful 2020.


Respectfully submitted, Jan Bohn, Secretary




Thank You,  
Debbie.







# BEE BUZZ



**Bay Hundred Bee** 9:30 AM  
Third Wednesday of the month.  
Closed. Meets in members homes  
Ann Clayton, 410-745-2372

**Easton Club East Bee** 10AM-12PM  
Third Friday of the month. (ECE residents only)  
Donna Michalek, 410-820-4485

**Fiber Arts Bee** 9:30 AM  
Third Wednesday of the month.  
Location changes so contact Phyllis Parker,  
410-770-9645, if Interested in attending.

**Hand Stitchers Bee** 10AM-2PM  
Third Wednesday of the month  
Talbot Hospice, 568 Cynwood Dr., Easton  
Accepting Members, new hand quilters welcome  
Marianne Hamilton 410-304-2107 (H) or  
717-779-4503(C)

**Modern Quilting Bee** 6-8PM  
First Wednesday Trappe Firehouse  
Accepting members  
Jackie Granger, 908-507-3966

**Needle Turners** (Full at this time.) 10AM  
Second Friday of the month.  
Anne Marie Ellis, 410-819-0235

**Outreach Bee** 9:30 AM-2PM  
Beginners Welcome!  
Fourth Wednesday  
Immanuel Lutheran Church, Rt. 50, Easton  
Michelle Hegadorn, 410-745-3221  
Chris Dorset , 410-364-5750

**Retreat Bee** 9:30 AM-3:00 PM  
First Wednesday of the month.  
Royal Oak Comm. United Methodist Church,  
Accepting Members—Brown Bag Lunch  
Kitty Reiser 410-353-9970

**Please contact Beekeeper, Anne Kelly, at  
amksews@gmail.com, with changes.**

## UFO Stash Buster Bee

The UFO Stash Buster Bee will meet 1:00-4:00 PM (after the Guild meeting) at the Easton Firehouse. No Membership required. Anyone and everyone is welcome to bring UFO's or problem quilts to get advice from Teri O'Meara (410) 758-3230 or Monica Agapaloglou (410)479-2406. Bring a lunch or pick one up.



### SNOW POLICY

If Talbot County school is cancelled then Bayside is cancelled.



**NOTE: If a class is not sold out two months ahead, it will be opened up to other area quilt guilds. This policy will apply to all classes going forward.**



**Lecture: January 8, 9:30AM**

**Colette Metcalf**

**“A Quilter's Journey”**

Enjoy “A Quilter’s Journey” with our own Colette Metcalf who came to the US from Dublin in 1965. She’s been a member of Bayside since 1997 and has been quilting for over 30 years.

She has lectured and taught a number of times over the years and has a great selection of quilts and experiences to share with us during her lecture and trunk show.

### Pre-cuts For Sale

Colette will be selling her pre-cuts on the 8th of January when she gives her talk and trunk show and they will be available on the 9th during her class.



**Workshop: January 9, 9:30AM-4PM, \$40**

**Colette Metcalf**

**“Rick Rack Quilt”**

This classic design is quick and easy with pre-cut 2 1/2” strips. And what a difference, color and placement can make.

Come for a fun day with our own Colette. Any one who has taken a class with her, will tell you what an excellent teacher she is!



**SIGN UP FOR CLASS—BE ENTERED IN A DRAWING FOR THE INSTRUCTOR’S BOOK WHEN AVAILABLE!!!**

## **Outreach Sew In**

**Wednesday February 12, 9:00AM, Deli Lunch Provided**



Come one, come all! Bring a family member, bring a friend! Better yet, bring several of each! We have something for everyone! We have quilts that need binding (lots). We have quilts that need labels (a few more). We have beginner and basic quilt top kits made up and ready to go (lots and lots). We have breast cancer pillows to finish. We need Veteran’s Pillows made. We have burp cloths and taggies kits!! And a few walker bag kits! We have..... if we don’t have what you would like to do, let us know, it will be ready for you Wednesday morning!! Bring your sewing machine and tools, we really need quilt tops made.

This year will be a deli lunch. Sodas and crackers are available at the Fire House. If you’d like to contribute something special to share with the rest of us, please bring. Thank you ladies!

**Workshop: February 13, 9:30AM-4PM, \$40**

**Alice Kish**

**“Soul Searching a la Kathy Doughty”**



Original Photo: Mary Kay Davis

“At some point in time we all start with a bit of a blank page. We start accumulating fabrics for a variety of reasons. Soon we have fabrics folded, stacked, jammed, shoved, drawered or shelved in baskets, boxes and bags. Every precious piece has meaning and we continue to hunt down every elusive bit we can to make up the perfect stash. Well...I say start using that stash!” Kathy Doughty

Come join Alice as she helps us work through this great stash busting quilt.



**Lecture: March 11, 9:30AM**

**Bonnie Dwyer**

Bonnie loves to share her quilt and fabric collections, quilt history knowledge, and her quilt making expertise with interested groups, whether it is a hands-on workshop, a display of historic quilts, or a themed trunk show.

Bonnie is traveling from central Maine to share her story!

### **A Century+ of American Quilts**

This trunk show includes examples of quilts from mid-19th through mid-20th Century. Bonnie brings a minimum of 25 quilts from her own collection that are representative of American quilting trends spanning 100 years. Participants are urged to bring quilts for discussion.



**Workshop: March 12, 9:30AM-2:30PM, \$40**

**Bonnie Dwyer**

**Pickup Stix**



This fun nine-block wall hanging top can be completed in an afternoon. The slashing technique can be simple, as shown here, or made more complex by adding a third or fourth “stick” in each block. Or, you may decide to piece the “sticks” to add interest. The pictured quilt was made with all solid fabrics, but a different look will be achieved by using prints. It’s your choice!

It helps to bring your sense of play to this workshop. This is very much an exercise in letting go of one’s desire for precision piecing! It’s best to approach this workshop with an open, free-wheeling attitude! This workshop is meant to be FUN!

# 2020 OCEAN CITY QUILT RETREAT

DUNES MANOR HOTEL, 2800 BALTIMORE AVE., OCEAN CITY

[www.dunesmanor.com](http://www.dunesmanor.com)



**NOTE NEW DATES!! SATURDAY, FEBRUARY 29 – WEDNESDAY, MARCH 4**

## LAST CHANCE TO SIGN UP

Sign up now for Bayside Quilt Guild's Ocean City Retreat. It's a perfect opportunity to start a new project, finish up an old one, gather with 'friends of long standing,' make new friends. And, if you have a quilting question, someone there will have the answer – guaranteed!

We have several participants and need a few more to make this retreat happen so sign up soon or bring your sign up to the January meeting.

The four-night package (arrive Saturday, February 29; depart Wednesday, March 4, 11 a.m. checkout) includes 4 nights ocean-front accommodations, 4 breakfasts, 3 lunches, 3 dinners, all taxes and gratuities.

The three-night package (arrive Saturday, February 29; depart Tuesday, March 3, 11 a.m. checkout) includes 3 nights ocean-front accommodations, 3 breakfasts, 2 lunches, 2 dinners, all taxes and gratuities.

Arrangements can be made for lunch on the ending day for both packages.

For more information please contact

Jan Bohn – [fudgebohn@yahoo.com](mailto:fudgebohn@yahoo.com), 410 822 4688

Carol Clarke – [cclarke5846@yahoo.com](mailto:cclarke5846@yahoo.com), 410 745 9489



\*\*\*\*\*

NAME \_\_\_\_\_

ADDRESS \_\_\_\_\_

CITY, STATE, ZIP \_\_\_\_\_

PHONE \_\_\_\_\_

EMAIL \_\_\_\_\_

4 NIGHT PACKAGE FEB 29 – MARCH 4

3 NIGHT PACKAGE FEB 29 – MARCH 3

\_\_\_\_ SINGLE ROOM      \$578.00

\_\_\_\_ SINGLE ROOM      \$395.00

\_\_\_\_ DOUBLE ROOM      \$419.00

\_\_\_\_ DOUBLE ROOM      \$277.00

ROOMMATE \_\_\_\_\_ ROOMMATE \_\_\_\_\_

\*\*\*\*\*

**DEPOSIT REQUIRED:** To reserve your space for the retreat, a deposit check for \$50.00, made out to Bayside Quilters with OC Retreat in the memo, must be received with your coupon no later than January 8, 2020. No space will be reserved without your deposit.

**Mail to Jan Bohn, 7881 Fort Stokes Lane, Easton, MD 21601**

Bayside Quilt Guild has a **no-refund policy**. If you are unable to attend the retreat after paying your fee, someone may take your place, but you must make your own arrangements for this change.



## Fundraisers

A group, largely key committee chairs from the 2019 Quilt Show, met before the Holiday Party to kick around fundraising ideas. The first, and most critical, conclusion reached is that the Guild needs to appoint Advisory Board level co-chairs with two year terms to oversee and coordinate all fundraising activities—NOT to run each fundraising activity. Each fundraising activity will have its own leaders and teams to carry out the work. President Liz is actively seeking two co-chairs to fill this critical position.

The second Conclusion reached at this meeting involves the decision to have or not have a 2021 quilt show *in the same way* as we have done in the past. The group reached consensus on the following key points.

1. While the quilt show has been financially successful, the members of this group do not recommend holding the show in the same way as we have in past years; i.e., same weekend, same venue, same display format.
2. The group does recommend we continue with the antique quilt displays in the two Oxford churches on the same weekend as the Oxford Garden tours in conjunction with a fundraiser of some kind on that weekend.

We will give you more details at the general meeting, including our rationale for these recommendations, and we hope you will all think about how we should proceed with fundraising in the future.



Have you stopped driving?

Would you like to come to Bayside meetings?

Call or email Fayette Engstrom (410-266-8740 or [fayette.engstrom@gmail.com](mailto:fayette.engstrom@gmail.com)) and she will try to find someone in your part of the world to pick you up for meetings.



### Buy a Ticket Win a Class

At the Registration Table there are \$1.00 tickets to win a half day or full day class. We need to have at least 20 tickets in the kitty to draw a ticket for a half-day class and 40 for a full-day. The winning ticket will get a gift certificate good for a year from the issue date. It could be your lucky day!

## IMPORTANT DEADLINES



The following are gentle reminders of some deadlines. Adhering to these dates make all our volunteer jobs easier.

Newsletter articles – 20th of month. They will appear in the newsletter that is sent out a week before regular meeting.

Reimbursement forms with invoices and/or receipts for Bayside expenses – Within 30 days of expense.

Reimbursement checks to you – Please cash within 30 days of receipt.

Payment for Workshops, Camps – Minimum of 10 days before event. Retreats will set a date that will be announced as needed.

## LAST CALL SOUP COZY CHALLENGE

The Empty Bowls Community Dinner is fighting to end hunger in our community one bowl at a time. The Community Dinner is an annual opportunity for those of us who eat without worry to reach out to our neighbors for whom a meal may be a luxury. Briefly, painted bowls are donated to them. The bowls are used to serve soups at the community dinner. This year we have been asked to make soup cozies for this annual community event. They hope to sell the cozies as people pick up their empty bowls. Information on the organization and how you can help in other ways is at their website is <https://talbotcountyemptybowls.org/> This year it is on Sunday, February 23, 2020.

The SOUP COZY CHALLENGE is to make unique soup cozies with “Made by Bayside Quilters” stitched into the bottom of the cozy. This is a challenge to individuals and bees. Fabrics and batting **MUST** be cotton. These will be used in a microwave so no metal can be used. Directions with pictures can be found on <https://happyhourstitches.com/2016/12/19/soup-bowl-cozy-pattern/>. Directions without pictures are on page 11 of the newsletter. They will be judged on quality and quantity. The 2 top winners will be awarded with 2 tickets to the Empty Bowls Community Dinner. Every time a person reuses the soup cozy they’ll be reminded of Bayside’s contribution to our community. Please sign up when you pick up directions (at meetings) or email me at [quilter3k@gmail.com](mailto:quilter3k@gmail.com).



### LAST CALL FOR SOUP COZY

**The Soup Cozy Challenge entries will be collected at the January meeting. Prizes will be awarded at that time.**

### TALBOT COUNTY EMPTY BOWLS

<https://talbotcountyemptybowls.org/>

Talbot County Empty Bowls was inspired by the work of Lisa Blackburn and art teacher John Hartom. Hartom’s students made ceramic bowls in their high school art classes. The finished products were then used as individual serving pieces for a fund-raising meal of soup and bread. Contributing guests kept the empty bowl as a reminder that, although they had just eaten, many people’s bowls remained empty.

Every penny we raise from donations, bowl sales and ticket sales for the Community Dinner is given to Talbot County organization that address hunger in our community.

The Empty Bowls Community Dinner is an annual opportunity for those of us who eat without worry to reach out to our neighbors for whom a meal may be a luxury.

When you come to the dinner, you are served your choice of soup (chicken, vegetable, or chili) in a handmade bowl that is yours to keep. Each time you use this special bowl, you will remember that someone else's bowl is often empty.

Have fun for a good cause by painting bowls for our next Community Dinner at Kiln Born Creations from January 1st through Friday, February 15th. Bowls are \$15 (plus tax) and Kiln Born will donate a portion of the proceeds to Talbot County Empty Bowls. Please call ahead if you would like to book a group to paint for Empty Bowls.

Attend the annual Talbot County Empty Bowls Community Dinner the last Sunday in February. Tickets on sale January 1, 2020.

**RECIPIENTS: Asbury Methodist Church, Neighborhood Service Center, The Presbyterian Church of Easton, Scott’s United Methodist Church, St. Michaels Food Pantry, St. Vincent De Paul Society, CarePacks of Talbot County (Easton Elementary School), Tilghman Food Pantry, Union United Methodist Church, Harvest of Hope Food Pantry**

# SOUP COZY/POTHOLDER INSTRUCTIONS

## Materials:

- 2–10" squares of fabric
- 2–10" squares of batting
- Air- or water-soluble marking pen


**Note: Plan to use the bowl in the microwave. Only use 100% cotton fabric, batting, and thread. Anything polyester or metallic with set it on fire.**

1. Layer each square of fabric on top of a square of batting. Pin around the squares.
2. Quilt (stitch) an X through each fabric/batting square.
3. Fold one fabric/batting square in half, fabric sides together. Using a marking tool, mark a dot one inch from the fold and two inches from the top. Draw a line between them. Be sure there are no puckers inside the fold.
4. Repeat Step 3 on the bottom corner of the folded square.
5. Sew along drawn lines. Trim seam allowance to 1/8" to prevent bulk.
6. Fold the fabric/batting square in half in the opposite direction, and mark the fold edge one inch from the fold and two inches from the top and bottom. Draw a line between them.
7. Sew along both drawn lines. Trim seam allowance to 1/8" to prevent bulk.
8. Open the square. It should sit up like a bowl.
9. Repeat steps 3-8 with second fabric/batting square to make a second bowl shape.
10. Turn one bowl shape right side out.
11. Layer both bowl shapes with right sides together, making sure to align corners and side seam lines.
12. Sew around the edges of the layered bowl shapes with a 1/4" seam allowance. Leave a 3" opening along one side for turning.
13. Turn the bowl right side out through the opening. Push out corners.
14. Topstitch around the edge of the bowl, turning the opening in for a 1/4" seam when you get to it to close.
15. Sew Bayside label in the bottom center stitching through all layers.





## SUPPORT OUR AREA QUILT SHOPS, SHOWS AND GUILD EVENTS!



### Bernina Servicing

Own a BERNINA sewing machine? When was the last time you had your machine serviced? If you cannot recall, it is possible, it needs It! We can assist with all aspects of service, including cleaning, oiling, adjusting, or helping with accessories. Whatever your BERNINA needs, The Crabby Quilter is an authorized BERNINA dealer at the ready to assist you.

Please call The Crabby Quilter for sewing machine services.

410-263-3897 or email: [info@thecrabbyquilter.com](mailto:info@thecrabbyquilter.com)

## Maryland Quilters Challenge 2020

March 21, 2020 - March 22, 2020

### “Vision”

Southern Comforters Quilt Guild of Bowie, MD would like to invite you to participate in the **2020 Maryland Quilters Challenge**. This year’s challenge is **“Vision.”**

You are to make a 20” x 20” quilt that depicts “Vision” to you. Vision can relate to dream, prophecy, foresight, intuition, perception, optics or optical illusion as well as eyesight.

This is a statewide challenge open to *all Maryland quilters*. Deadline for registration is February 15, 2020. The exhibit will be displayed at the Southern Comforters Quilt Show on March 21-22, 2020 at our new location this year – Bowie High Annex 3021 Belair Drive, Bowie, MD. Here, quilts will be judged and viewers will vote for their favorites. Prizes will be awarded.

We can’t wait to see what you come up with!!!

For more information, rules and registration form, visit us at [www.southerncomforters.org](http://www.southerncomforters.org)

*March 25-28*  
2020  
WED-FRI 9-6  
SAT 9-4

Over 40 Vendors

**The Lancaster Quilt Show**

at the doubletree  
willow valley resort

Classes & Lectures  
**FREE ADMISSION**

Onsite Lunch Options  
**FREE PARKING**

We have a lot of exciting news about our 2020 show to share!

Join us **March 25-28, 2020** at  
The DoubleTree Willow Valley Resort  
2400 Willow Street Pike in Lancaster, PA!

**SHORE LOVE LITTLE QUILTS!**

An exhibit of art quilts, wall quilts and other small works

February 1 to 29, 2020  
Heron Point, Chestertown, MD  
Free and open to the public, 8 am - 8 pm daily

Opening Reception: Saturday,  
February 8, 1 - 4 pm

# January Outreach News

Dear ladies of Bayside Quilters,  
Thank you so much for all the  
toys, pillow cases, kitchen towels,  
burp cloths, Christmas stockings,  
dish rag, small quilts and the  
large quilt! We really appreciate  
everything and everything is  
so beautiful! We are  
using some for our silent auction  
and our Santa's Workshop, where  
children can come and buy for  
their loved ones.

We wish everyone of you kind  
ladies, A Very Merry Christmas!

Once again Thank You So Much.

Love,  
Carla Callahan  
Breakfast Chairperson

Thank you from Chapel District Elementary School's Christmas Breakfast and Workshop. This note says it all. All of the children in the school ended up with our Christmas Stockings and a gift for those in need.

Outreach received an email from Talbot Hospice. They are getting a little low on pillows for the Veteran's Recognition Ceremony. Talbot Hospice has indicated that this size seems to be preferred by the Veterans as they are just the right size for the Veteran to use in bed. We will have kits at the Guild meeting. If you choose to use your own material, remember, as a rule, these gentlemen are older and prefer, more subdued colors and patterns.



## Veteran's Pillow 8" x 15 1/2" finished

### Cutting instructions:

1 - 8 1/2" theme square

2 - 4 1/4" side rectangles

1 - 8 1/2" x 16" back

### Label

Make pillow top. Right sides together, insert label, stitch around. Leave opening for turning and stuffing. Stuff it or return it and Outreach's handworkers can stuff and close it.

As usual, Bayside Quilters have supported their community thru their generous donation of items, time and talent! Thank you all.

Michelle Hegadorn [hegadorn@atlanticbb.net](mailto:hegadorn@atlanticbb.net) Chris Dorset [chdorset@atlanticbb.net](mailto:chdorset@atlanticbb.net)



# Houston, Quilt Festival, 2019

A small review by Nita Brayton Part 2

Disclaimer: The opinion expressed here is solely that of the writer. It does not reflect the opinion of Bayside Quilters or any other person that attended Houston Quilt Festival, 2019

Not everyone can appreciate why we take big pieces of fabric, cut it up and sew it back together. Quilting has a different meaning to different people. Here are two of them.

Way in the back of the convention center was a small Special Exhibit about Quilting as Therapy. It only had 2 quilts but they were in the category I'm calling Most Moving. But first a little introduction. "Art Therapy uses the creative process-and works of art created during a patient's therapy-to help those in treatment develop self-awareness, explore emotions, address unresolved emotional conflicts, improve social skills, and raise self-esteem. Quilts submitted for this exhibit ... stem from the quilter's own therapeutic journey or practices in their own lives."

Andrew Lee is currently a professional truck driver and a member of the Tennessee Army National Guard. He served 10 years of active duty including 2 deployments to Iraq. Due to his experiences and injuries he came home with PTSD. Quilting keeps his mind engaged and gave him a purpose. To date, he has completed 47 quilts, 33 of which are Quilts of Valor. The raising of the flag at Iwo Jima is 110" x 110" containing more than 12,000 one-inch squares.



Andrew Lee joined the United States Army in 1997. He served 10 years on active duty including two deployments to Iraq. Like many other soldiers, he sustained injuries, experienced the death of fellow soldiers, and came home with post-traumatic stress disorder (PTSD).

His recent introduction to quilting made Andrew realize it was good therapy for his PTSD. It helped to keep his mind engaged and gave him a purpose. He also began making Quilts of Valor for soldiers touched by war. To date, he has completed 47 quilts, 33 of which have been Quilts of Valor.

Always looking for a new quilting challenge, Andrew decided that he wanted to replicate the famous photograph showing U.S. Marines raising the American flag on the island of Iwo Jima. His mother helped him design 1-inch block to transform the photograph into a quilt. Over the next year, he worked on this quilt, even setting up a sewing machine in his semi-truck to sew during his off hours as a professional truck driver. Now complete, the 110" by 110" quilt contains more than 12,000 one-inch squares.

Andrew is dedicated to military service. He has spent the last eight years as a member of the Tennessee Army National Guard. He just reenlisting for another eight years. He has a passion for those who have served our country and one day hopes to create a sewing therapy group for veterans.

Continued on Next Page

## Houston Quilt Festival Review 2019 (Continued)

Glema (I forgot to get her last name) joined the Army in 1988 and retired as a Major in 2006. She also earned a Bachelor of Arts Degree in Math and a Master Degree in Computer Resources and Information Systems Management. Like Andrew she served in Iraq and suffers from PTSD. Part of her therapy is quilting. "...I'll be able to continue to create and to communicate the message of my quilt, *Behind the Mask*. It reminds me that there is life after trauma, there is love for the suicidal, there is hope for the hopeless, and there's help for the helpless."



### THINGS FOLKS WANT TO SELL, GIVE AWAY AND BUY

#### FOR SALE

#### **Bernina 830 Sewing Computer**

I am selling my Bernina 830 sewing computer. Included is an embroidery unit with hoops and all accessories that came with it. It does not have a high stitch count and runs like new. I upgraded to a newer machine. Asking \$3,000.00.

Contact Linda Griffith 410 546 1030 or 410 251 2042.

#### I seek a **BERNINA** in good working order

Janet Pfeffer, 410-310-4559 or [jpfeffer@goeaston.net](mailto:jpfeffer@goeaston.net)



## January Birthdays



Victoria McConnell	1/3
Laura Boehl	1/7
Marcia Cada	1/7
Jean Schneider	1/13
Ester R. Acker	1/14
Norine Ripple	1/16
Janie Kelting	1/19
Donna Michalek	1/22
Teri O'Meara	1/28

*Happy Birthday, All!!!*

## IN MY SEWING ROOM thou shalt not ...

- ... ask when it will be finished
- ... cut anything with my fabric scissors
- ... request that I hem your pants
- ... speak to me when I have seam ripper in hand
- ... tell me I have too much fabric
- ... push buttons on my sewing machine
- ... bring me your clothes to iron
- ... pull on any loose threads
- ... wonder aloud why I'm still in my pajamas
- ... come looking for food—this is not the kitchen



### Class Registration Policies Bayside Quilters of the Eastern Shore

Established 11.19.2014

**Reservations for Classes** – Both a **Payment and a Workshop/Class Coupon** must be presented to Class Registration in order to include your name on the Roster for any Bayside sponsored class, workshop, retreat, etc. Half day classes are \$20 for members and full day classes are \$40 for members. Non-members pay an additional \$5 per class for both half-day and full-day classes.

**Student Cancellation Policy** – Bayside Quilters has a **NO REFUND POLICY**. However, if the student can find someone to fill the seat, exchange of funds could occur between the two. Class Registration must be notified of all changes you wish to make on the Class Roster.

#### WORKSHOP/CLASS COUPON

WORKSHOP/CLASS COUPON \_\_\_\_\_

Date \_\_\_/\_\_\_/\_\_\_ Time \_\_\_

MEMBER FEE \$ \_\_\_\_\_ NON-MEMBER FEE \$ \_\_\_\_\_ Check # \_\_\_\_\_

NAME \_\_\_\_\_ Email \_\_\_\_\_

ADDRESS \_\_\_\_\_

CITY \_\_\_\_\_ STATE \_\_\_\_\_ ZIP \_\_\_\_\_

BEST PHONE # \_\_\_\_\_

Make check payable to "Bayside Quilters." Include with completed coupon and bring to the next meeting or mail to Susan Segal, 5081 Reed Road, Oxford, MD 21654. A Supply List will be emailed. If you want a paper copy, send SASE with your payment and coupon to the same address. Please note: BAYSIDE QUILTERS has a NO REFUND POLICY.





# And, Finally...

## Sunshine

Don't forget, Ann Bishop is the Sunshine Chair. If you know of anyone who needs some sunshine, let Ann know.

## Photos Needed

Historian Gloria Gibson needs a few photos from the summer camps or the Bees for the BQ scrapbook. Please bring them to a meeting or email them to her at "g59gibson@gmail.com".

## Upcoming in February

**Outreach Sew In – Wednesday  
&**

**Workshop – Thursday \$40  
Alice Kish "Soul Searching a la  
Kathy Doughty"**

Hold the Date!!!

**WINTER CAMP**

**January 28-30, 2020  
Trappe Fire House**

## January Meeting

**Colette Metcalf  
"A Quilter's Journey"  
January 8, 9:30AM**

## Donations to the Guild

Bayside welcomes any donations you are able to make to help us support our Outreach, Education, and Preservation activities. All donations to the guild, a 501(c)(3) organization,

## Upcoming in March

**Bonnie Dwyer Lecture  
"A Century + of American Quilts"  
&  
Workshop – Thursday \$40  
"Pickup Stix"**

## FOLLOW BAYSIDE ON FACEBOOK

Our Facebook page is under the name of **Bayside Quilters of the Eastern Shore**. If you search using only Bayside Quilters you will get a quilters page but it's not us. There are lots of great pictures from our meetings, thanks to Kay Butler, on our page.