

Bayside Quilters

of the Eastern Shore, Inc.



SEPTEMBER 2020 Newsletter

Nominating Committee Update

The nominating committee is thrilled to announce our full slate of officers for the 2020-2021 transitional quilt year! We are a bit off from the by-law mandated time schedule of nominations in May, elections in June and installation in August, but we have a global pandemic excuse. Our new schedule is: nomination is now. Voting is next week when you receive an email. All you will have to do is answer yes or no when you receive the voting email. Installation will be at a board meeting in the park with masks on later in the month.

This years slate of officers will have a unique year on their hands. They will have no income, no meetings, and few decisions to make. But their major job is to keep the guild as an entity and to prepare the guild for the brave new world that awaits, researching and discussing new ways to be a guild. It will be a creative year and this is your new board of officers:

Sharon Miller: President

Alice Kish: Vice President

Jan Bohn: Secretary

Dael Cowdrey and Lisa Schober: Co- Treasurers

Nita Brayton: Programs

Chris Dorset: Outreach

Jo Verne: Education & Preservation

All of these candidates are up for the challenge this year will bring and we will stay in touch via the monthly newsletter (still produced by Sharon Miller). Cross your fingers that next spring finds us getting ready to start ANOTHER new year with much more interaction!

Look for the voting email before next week and VOTE!

Alice Kish

In this issue

Ads	16-17
Bee Buzz	3
Guild News	8-9
Officers & Advisory Group	2
Outreach News	18-20
Virtual Show & Tell	10-15

**Monthly Meetings
Cancelled Indefinitely
Due to Coronavirus Issues**



Bayside Quilters of the Eastern Shore, Inc.
PO Box 2672, 116 East Dover Street
Easton, MD 21601
baysidequilters@gmail.com
www.baysidequilters.com

2019-2020 Officers

President: Liz Orsini
Vice-President: Alice Kish
Secretary: Jan Bohn
Treasurer: Kitty Reiser
Programs: Lou Diefenderfer
Outreach: Chris Dorset
Education and Preservation: Jo Verne

**Membership Meetings
Indefinitely Cancelled**

Advisory Group

Beekeeper: Anne Kelly
Class Registration: Suze Segal, Elaine Masso
Directory Editor: Sharon Miller
Historian: Gloria Gibson
Membership: Sharon Perry
Newsletter: Sharon Miller
Room Coordinator: Alice Kish
Property Manager: Jackie Granger
Publicity: Margaret Roberts
OC Retreat: Jan Bohn, Carol Clarke
Sunshine Chair: Ann Bishop
4-H Liaison: Lou Diefenderfer
Web Site Administrator: Monica Agapaloglou
Facebook Facilitator: Kay Butler

Editor's Comments

Even as things begin to open up, these are difficult and uncertain times. With all activities of Bayside on hold until next July 2021, we will not collect dues or publish a new directory this fall. The Board will revisit the situation in December 2020 and will continue to publish the newsletter to keep us all in touch.

Please send pictures of your work or you bee's activities for our virtual "Show & Tell" pages. If you send pictures to Kay Butler, she can post them to our Facebook page.

Stay at Home! Stay Safe! Stay Well!

Policy on Bayside Events

The Bayside Board's policy going forward is that all Bayside activities are cancelled for the foreseeable future subject to the EVFD and state policies. We will keep you posted as things evolve.

The Bayside Board also decided that anyone who has paid for a class that was cancelled will receive credit for a future class when we are able to reschedule.

We all hope we can get together safely soon.



BEE BUZZ



Bay Hundred Bee 9:30 AM
 Third Wednesday of the month.
 Closed. Meets in members homes
 Ann Clayton, 410-745-2372

Easton Club East Bee 10AM-12PM
 Third Friday of the month. (ECE residents only)
 Donna Michalek, 410-820-4485

Fiber Arts Bee 9:30 AM
 Third Wednesday of the month.
 Location changes so contact Phyllis Parker,
 410-770-9645, if interested in attending.

Hand Stitchers Bee 10AM-2PM
 Third Wednesday of the month
 Talbot Hospice, 568 Cynwood Dr., Easton
 Accepting Members, new hand quilters welcome
 Marianne Hamilton 410-304-2107 (H) or
 717-779-4503(C)

Modern Quilting Bee 6-8PM
 First Wednesday of the month
 Trappe Firehouse
 Accepting members
 Jackie Granger, 908-507-3966

Needle Turners (Full at this time.) 10AM
 Second Friday of the month.
 Anne Marie Ellis, 410-819-0235

Outreach Bee 9:30 AM-2PM
 Beginners Welcome!
 Fourth Wednesday
 Immanuel Lutheran Church, Rt. 50, Easton
 Michelle Hegadorn, 410-745-3221
 Chris Dorset , 410-364-5750

Retreat Bee 9:30 AM-3:00 PM
 First Tuesday of the month.
 Royal Oak Comm. United Methodist Church,
 Accepting Members—Brown Bag Lunch
 Kitty Reiser 410-353-9970

**Please contact Beekeeper, Anne Kelly, at
 amksews@gmail.com, with changes.**

Stay in Touch! Send us Pictures!

Send us news on your bee's activities. We will share it with all members in the newsletter. While we may not be able to have a big meeting, we can stay in touch by sharing information and pictures through the many virtual means available to us these days.

Important Deadlines



The following are gentle reminders of some deadlines. Adhering to these dates make all our volunteer jobs easier.

Newsletter articles – 20th of month. They will appear in the newsletter that is sent out a week before regular meeting.

Reimbursement forms with invoices and/or receipts for Bayside expenses – Within 30 days of expense.

Reimbursement checks to you – Please cash within 30 days of receipt.

Payment for Workshops, Camps – Minimum of 10 days before event. Retreats will set a date that will be announced as needed.

Here's What Brooke Christensen Did During the Covid Quarantine!

I got married 7/30/20 in a COVID altered wedding ceremony. Of course we went through several different plans but the end result was a beautiful day.

Adrian (my now husband) is Indian Guyanese and it was important to us to represent his family's culture. For the rehearsal we planned to wear full Indian outfits! The problem was that these outfits are custom made for you and his mother bought the outfits in New York City... in March... So we weren't able to go to NYC to get fitted. We decided we would save the outfits for next year BUT THEN the DAY OF the rehearsal, my mother in law handed me the bag of fabric for my outfit and asked me to go ahead and sew it together for that night. Fortunately I already had a gold top from another outfit so I just needed to sew the skirt and cut the scarf out. Thankfully my sister was able to lend a hand and we got it done!

The henna on my hands was another last minute surprise. Four days before the wedding our neighbors, who are Indian, asked if we were having a Mendhi (the ceremony where the girls get elaborate henna tattoos on their hands and sometimes feet). I explained that we had planned to but with all the cancelled plans I did not know who to ask so I put that plan aside. They told me their daughter could do it and she graciously made time to paint beautiful designs on my mom, sister, sister in law, mother in law and myself just in time.

Another last minute scramble was my wedding dress! We weren't sure if I should wear the dress I had bought this year or save it to debut at a party next year. When the plan was to have a simple beach wedding, my mom offered up her wedding dress to me. I loved the idea and a family friend worked to reconstruct the top for me. When the beach wedding fell through at the last minute there was another question about what to wear. Finally, a week before the wedding we decided I would wear my mom's dress for the "first look" and then surprise my husband with my dress for the ceremony. Fortunately my dress only needed a strap adjustment but the lace on my mom's dress was not finished until the night before. We can all relate to this right my sisters?!?

As a nod to the Indian tradition of "tying the knot," where the bride's sari is tied to the groom's scarf and they take the seven steps to solidify their union together, I created our own version of "tying the knot" where our families tied pieces of fabric together and the ends were joined by our mothers who tied Adrian and I together as a symbol of our connection to our family support and each other.



More Pictures on Next 3 Pages

More from Brooke...



More from Brooke...



More from Brooke...



Finally, our friend bought this beautiful 1929 Ford Model A three weeks before our wedding and we were so delighted he said yes to being our getaway car. My question, does using this car in the wedding count for the vintage block challenge??? hmmm...

Thank you for letting me share a little about my special day with you and the special handmade touches that I knew you all would appreciate.

Brooke (Christensen) Phulesar

They Couldn't Vote, but...

"1920 Challenge"

In honor of this year being the 100th anniversary of women's suffrage, Bayside is inviting all members to participate in a quilt challenge. Your challenge leaders have selected 15 period blocks, both pieced and appliqued, and we invite you to adapt, interpret or reproduce one or more of these blocks in a small challenge quilt.

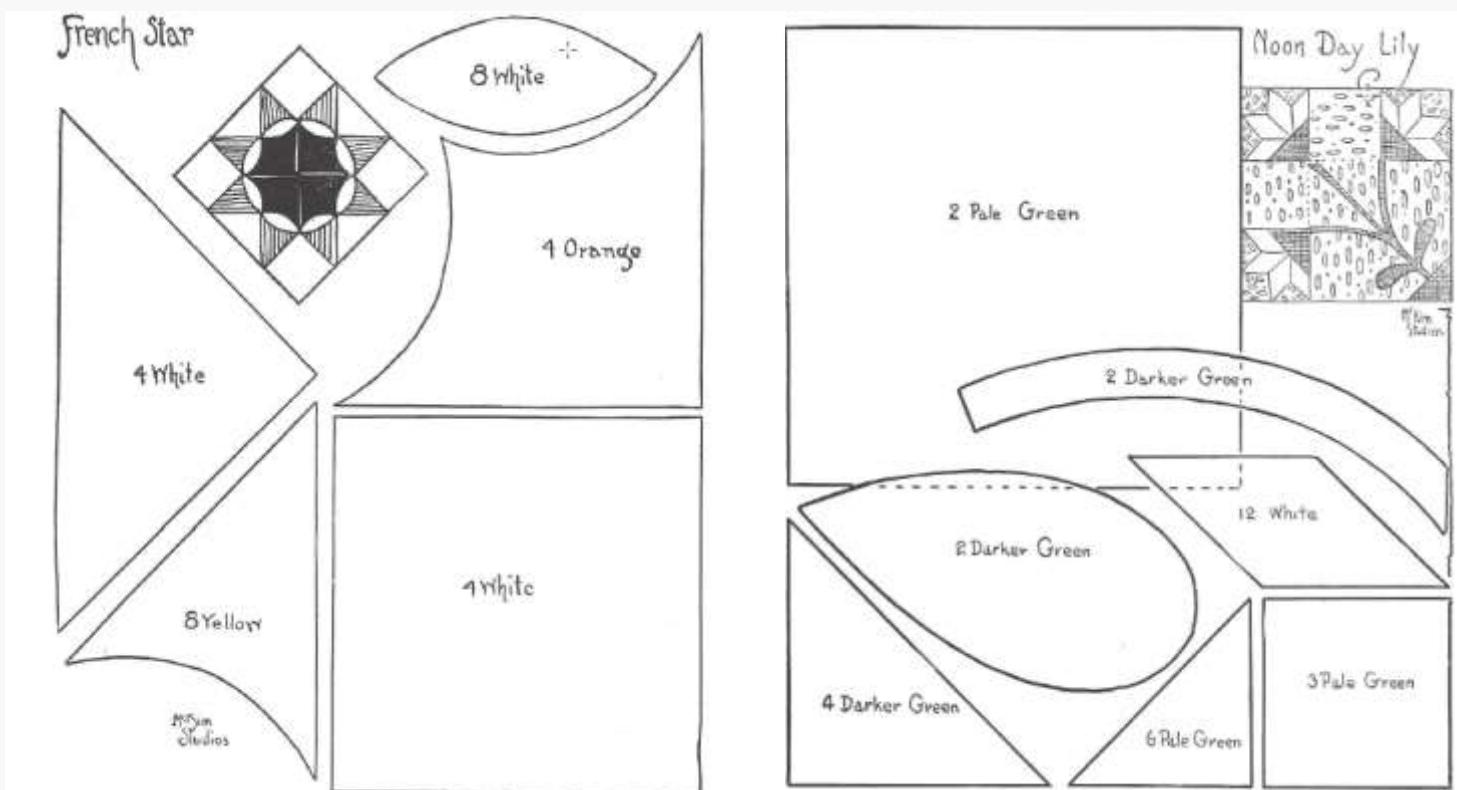
The only parameter for the challenge other than the blocks is the quilt size. It must be **no bigger than** 160" in circumference, e.g., 40"x40," 20"x60," 30"x50," a 50" diameter circle, a hexagon with 25" sides.

The due date for the entries will be updated when we are able to meet again. The entries will be judged, and there will be prizes for the top three winners. So get those creative juices flowing and join the fun celebrating our hard won right to vote!

The chosen blocks will be sent to all members in a separate email. When you get it you will see that they are "old time patterns" from a long out-of-print book, *101 Patchwork Patterns* by Ruby McKim. Be sure to read the descriptions!

See next page for details on a Walk By display of the entries. You still have time to do this. New due date is October 1!!!

Sample 1920 Challenge Blocks



Forward through the Darkness, Forward into Light (Suffrage Slogan)

Or What's Happening with the Suffrage Challenge



You may be wondering what happened to the Suffrage Challenge. A few months ago Sharon Miller and I issued a challenge to Baysiders to commemorate the 100th anniversary of the 19th Amendment passage. We intended to have the quilts revealed at our August meeting, Well, you know what happened, but as the above slogan states Bayside is moving forward into the light. We're going to have a Walk-By Show & Tell where we can look at real quilts, not pictures and vote for your favorite.

How does a Walk-by Show and Tell work? Entries will be displayed similar to a tiny quilt show with personal distancing

and masks. Don't forget your name tag so we can identify you.

Where? To Be Announced. Rain Date also TBA

When? October 14, 2020. The second Wednesday of the month, our regular meeting day. (Plenty of time to finish or start, right?)

What will be on display? Suffrage Challenge quilts and, if space allows, a Covid commemorative quilt or a quilt you have made since March 17th.

What we need by Oct 1, 2020 is for you to let us know you are going to enter by sending us dimensions (size) and narrative about the piece. The artist statement (narrative) should include a picture of the block(s) that inspired you. If it is a Covid commemorative, we will need a brief story and dimensions .

We also need help getting it together:

Set-up 10:30 AM-11:30ish.

View & Vote 1:00 PM-3:30 PM. 2-4 white glove quilters.

PICK UP YOUR QUILT or make arrangements to have someone else pick it up for you by 4:00 PM

Take-down 3:30-4:00PM

Contact Sharon Miller at sharon.e.miller@verizon.net, 410-829-8170 or Nita Brayton, quilter3k@gmail.com, 410-725-4323.

Masks and safe-distancing are required. Bring your own pen and paper to cast your vote.

Some Virtual Show and Tell from Margaret Roberts

These are what I've been working on this quarantine time!

A modern college quilt, a couple of baby quilts, and my women's suffrage quilt entry, featuring my grandmother, Ada Louise Townley Harrison, who was active in the suffrage movement, framed in battenburg lace she helped make on vintage blocks. She died young and I'm so sorry not to have met her. My mother was only 5 when she died.



More from Margaret on Next Page

More from Margaret Roberts



Look on the next page for the full quilt!



More from Margaret Roberts




Jean Rhian makes her Londonderry neighborhood colorful with lots of changing quilt displays!




Here is another quilt that Jean has hung from her front patio here at Londonderry. I love it for it has so much to see of interest.

Fabric designed by Julie Paschkis. Called "Catkin". Design by Jason Yenter. Not really a kit because Jean made some substitutions.


Thanks to Gloria Gibson for the photos and commentary on Jean's quilts.



...another from Jean Rhian via Gloria Gibson



Presented by BAYSIDE QUILTERS of the EASTERN SHORE



Jean Rhian

206 NEUTRAL STARS

I saw this quilt in a magazine and immediately liked it. Although it's unusual for me to work from a given pattern and bundle of fabrics, I enjoyed this project. I thought the various buttons added interest. I also did some experimenting with the types of quilting. I hope you enjoy it!

Quilted by Jean Rhian

Alice Kish does a quilt with her “Word of the Year” on it. Here are three recents, Focus, Untethered, and Enough!



Women's Suffrage Stories from Maryland Historical Society

The history of women’s suffrage in Maryland extends back to the colonial period. Margaret Brent (c.1601- c.1671), an English immigrant, came to the Province of Maryland in 1638. She arrived at the new colony as the head of her own household, claimed a land grant, and traded in tobacco, land, and indentured servants. In 1647, Leonard Calvert (1606-1647), Governor of Maryland, died after a long illness. Before his death, he named Brent as executrix of his will. A court also appointed her as the emergency attorney for Calvert’s brother, Lord Baltimore, the absentee proprietor of the colony.

On January 21, 1648, she appeared before the General Assembly and requested two votes: one as a landowner, and one as Lord Baltimore’s attorney. While her request to vote was denied based on gender, she was arguably the first woman to ask for the vote in the New World.

Support our area quilt Shops, shows AND GUILD
EVENTS!

It's even more important now that we support our local businesses in any way we can. Many are required to be closed except for mail order, others may still provide curbside pick-up and delivery. Please think about our local friends and neighbors during these difficult times.



Summer Hours

Tuesday - Friday 10-2

Saturday 10-3

Limit to 3 Customers at a time
Face Mask Required - Mouth and nose must be covered.

Curbside Pick Up is still available.

We will call you when your order is ready.
Call 410-476-6166 when you arrive

You can order from the [Web Site](https://www.quiltvine.com/) 24/7

Choose shipping or curbside

Thank you for your support!

<https://www.quiltvine.com/>

Bernina Servicing



Own a BERNINA sewing machine? When was the last time you had your machine serviced? If you cannot recall, it is possible, it needs it! We can assist with all aspects of service, including cleaning, oiling, adjusting, or helping with accessories. Whatever your BERNINA needs, The Crabby Quilter is an authorized BERNINA dealer at the ready to assist you.

Please call The Crabby Quilter for sewing machine services.

410-263-3897 or email: info@thecrabbyquilter.com

Things Folks want to Sell, Give Away and Buy

Janome Horizon Sewing Machine and Accessories

For Sale \$800.00 Janome Horizon Memory Craft 7700 QCP.

Features: Free Arm, 3 monogramming fonts and more stitch selection than you'll ever want, Drop Feed Dog, Needle threader, LCD touchscreen, Needle up/down selection, Adjustable Knee lifter, Max stitch length is 5mm, Max stitch width 7mm, 11" x 4.7" work space (without extension or in cabinet), full rotary hook, Extra high presser foot lift, Stitch speed up to 1000 stitches per minute, Speed control slider, Automatic thread cutter,.



Accessories: Custom size table with drawer and insert so you have a large flat work surface. When you take it to class or community sew-in a large extension table with adjustable legs is included. Several feet including walking foot that came with it and there's a few extras too. Thread holder for large thread spools. Carrying case/dust cover.



It's been well maintained by Delmarva Sewing Center since I bought it new in 2011. I do have records on request. Pick up only, cash or check.

Call me for a test drive, Nita Brayton, 410-725-4323. More pictures available.

FOR SALE

Baby Lock Coronet Mid-Arm Less than 5 hours sewing time! \$4000 (Originally \$5500)
16" lighted workspace with LCD touch display, built in stitch regulator, bobbin winder, 5' quilt frame and full bonus bundle

Please call Kathy at 443-253-3207 or email kathyciam@gmail.com

FOR SALE ALMOST NEW

BERNINA OVERLOCKER/SERGER

Model 700D

IT SEWS BEAUTIFULLY AND I HAVE ONLY USED IT ABOUT 4 TIMES.

I AM ASKING \$600 WHICH I \$200 LESS THAN I PAID ON SALE

Pat Waters | 410-822-6468

aleneapat@yahoo.com

SEPTEMBER OUTREACH NEWS

For anyone who is interested... Kathy A. color sorted a large amount of assorted 5" squares. We also have a LARGE bunch of FQ's. Most are from quilt shops. They are free to whoever wants them. We do ask for a donation to Outreach. Thank you



Chris is going to continue to be at home every Tuesday for anyone to drop by and pick up or drop off projects (or donations) that they've made for Outreach. She's also willing to pick up/deliver work to your home. We're still working out arrangements to return to the Immanuel Lutheran Church. Soon we hope. Stay tuned.

Michelle H and Chris D, Outreach



And more Outreach



Outreach has had a busy year!

Thanks to all Who Helped!

Holy Cow! WOW! Way to go Guild Members!

August 31 marks the end of our Bayside Quilters of the Eastern Shore year. Outreach has donated 5,658+ items, on member's behalf, to the following agencies/non-profits:

Caroline Humane:

28 cat & dog beds.

Caroline Family Support Center:

207 Quilts, 165 Taggies/Bibs/Rec. Blankets, Burp Cloths, 7 Cloth Books, 20 Plush toys, 60 Christmas Stockings, 8 Afghans.

Chapel District Elementary Club, Parent Teachers Organization, Grandparents Club:

18 Quilts, 17 Pillowcases, 58 Taggies/Bibs/Rec. Blankets, Burp Cloths, 88 Misc. items, ie. Stuffed toys, 1 Cloth Book, 113 Christmas Stockings, 3 Pillows, 10 Afghans.

ChesterWye Center:

2 Quilts, 25 masks, 10 Afghans.

Community at Large:

4122 Masks, reported by Julia Cohoon as of May 31, 2020!! (Now you know why JoAnn's has little cotton fabric on the shelves.)

Talbot Early Head Start:

17 Quilts, 8 Pillowcases, 29 Taggies/Bibs/Rec. Blankets, Burp Cloths, 1 Hat, 5 Pillows, 25 Christmas Stockings.

Talbot County Empty Bowls:

90 Soup Bowl Cozies.

Talbot Hospice:

105 Quilts (29 were for Veterans & 1 Raffle Quilt for Festival of Trees), 45 Pillows, 58 Placemats, 16 Bowl Cozies, 60 Masks, 5 Afghans.

Talbot Interfaith Shelter

5 Quilts.

UMSH 2-East/Pain, Palliative Care Unit

77 Quilts.

UMSH Clark Breast Center

281 Pillows.

Michelle hegadorn@atlanticbb.net & Chris chdorset@atlanticbb.net Outreach

September Birthdays

Clare Kettell	9/1
Nancy Williams	9/5
Ann Marie Ellis	9/11
Lisa Schober	9/11
Marianne Hamilton	9/17
Beth Jernigan	9/17
Cyndy Spiker	9/18
Lois Krebs	9/20
George Simacourbe	9/23
Judy Garber	9/26
Jeannette L. Schadler	9/26



*Happy
Birthday,
A!!!!*



Here are two opportunities for on line workshops we have been asked to share with our members.

Brandywine Valley Quilters is offering "Take 5: Five days of fun workshops to unlock your creative genius." Space is limited in these virtual classes. Sign up today!

This is the special fall series in place of the biennial BVQ show. Each of the instructors typically draws a large interest nationally. The price per workshop is \$75.

TAKE 5 Workshops - GENERAL REGISTRATION NOW OPEN!

<https://www.brandywinevalleyquilters.org/shop.html>

Hello – I'm the Vice President for Quilters Unlimited (QU) of Northern Virginia and would like to give your guild members the opportunity to take Live and Online machine quilting classes with our guest teacher, Bethanne Nemesh, one of the world's top quilters and teachers.

I would appreciate you letting your guild members know about these classes. The attached documents outline the classes and how Zoom video conferencing works. (Contact Sharon Miller, Sharon.e.miller@verizon.net, if you want a copy of these.

Registration for the classes will be through the QU website at <https://quiltersunlimited.org/home-2-2-2/fall-event-2/>

There are limited spaces available. We have Early Bird pricing of only \$25/class through Sept 30; afterwards pricing is \$35. Mancuso Shows recently featured Bethanne at \$60 per class for the same classes, so this is a huge bargain!

There is also a lecture which is open only to class participants and/or QU members.

Please contact juliagraves82@gmail.com with any questions.



And, Finally...

Sunshine

Don't forget, Ann Bishop is the Sunshine Chair. If you know of anyone who needs some sunshine, let Ann know.

Photos Needed

Historian Gloria Gibson needs a few photos from the summer camps or the Bees for the BQ scrapbook. Please bring them to a meeting or email them to her at "g59gibson@gmail.com".

Donations to the Guild

Bayside welcomes any donations you are able to make to help us support our Outreach, Education, and Preservation activities. All donations to the guild, a 501(c)(3) organization, are tax deductible.

1920 Challenge
It's Going to Happen!!!
Walk By Show & Tell

Get that quilt done and entered by October 1 for an October 14th Walk By Show and Tell!

Details on pages 8 & 9.

Have you hugged your



sewing machine today?

There is no regular meeting or workshop in August due to the coronavirus restrictions and the indefinite closure of the EVFD to community events

**Stay Safe!
Stay Well!**

We will let you know when activities can resume.

FOLLOW BAYSIDE ON FACEBOOK

Our Facebook page is under the name of **Bayside Quilters of the Eastern Shore**. If you search using only Bayside Quilters you will get a quilters page but it's not us.

There are lots of great pictures from our meetings, thanks to Kay Butler, on our page.